

emily_huai@hanbell.cn
ir@hanbell.cn

1.

2.

021-51365368

3.

50%

4.

5.

6.

30

7.

8.

9.

10.

11.

12.

13.

14.

2011

5%

15.

16.

1.

2.

“ ”

3.

4.

5.

6.

7.

8. 5

9.

10.

1.

2. 32

3.

4. 4 5

5.

6.

7.

8.

9.

10. Powercrusher

11.

12.

13.

14. Edwards

15. MBA

1.

2. 5 4

- 5. 7
- 6. 50
- 7. 14
- 8.
- 9.
- 10.
- 11. 20 () (2011-05-26)
- 12.
- 13.
- 14.

1

[]



3

3-5

40

40

" "

30

6000

3000

<http://www.chinaiol.com/html/article/2011-5/172537.asp?hy=14> Top×

3

50%

5 22

()

50%

(HQL)

(HQL)

0.3

0.4

30 5 4 20
30 5

30

2000

30

1000

<http://www.chinaiol.com/html/article/2011-5/171798.asp?hy=82>

Top×

7

1.1kg

2010

1300

1990-2000 10

12.1%

2003

1625

10.4 /

8

5%-10%

70

120

300

TEU

<http://www.chinaiol.com/html/article/2011-6/174216.asp?hy=82>

Top×

8

1987

2011

22

2011

W5

2015

20% 30% 36% 30% 50% 65%

15% 8% 10%

3

17000 8500 21

3 15 5

Š < 2015 63

500

-30Å +60Å

21

"

[] 6 1

7 8

300

1000

300

1000

2010

2329

1322

1104

9353.34

;

Top×

11

5			4		
	§		<	4	
5					5
	(PMI)	52.0%	4	0.9	2
4					

2008

4

6

6

<http://www.compressor.cn/News/scdt/2011/0616/59290.html>

Top×

12

23

10: 22

8.5

TFT-LCD

TCL

8.5 TFT-LCD

220

120K

2011

TCL

13

TFT- LCD

DisplaySearch

2011

TFT-LCD

2011

2012

14

2011

5%

1

1

5%

12%

3

2

IC

CE

CE

IC

CE

2 IC

3

(LED)

IC D

IC

http://www.semi.org.cn/news/news_show.aspx?ID=28562&classid=117 Top ↑

15

- (www.china-ics.cn) -

		2000	26		2010	43		2010
								214782TJ (1012)
2005				2.45				
19.7%		35236MWt ()				2.29		
	18.0%				12kW		2010	
294	2005	2				5,5kW		
	150kW					4000kW		
								2007
1800 m ²	2008	2400 m ²	2009		3870 m ²			
	1.007 m ²		2010					
						60%		
	5		20%					
	2010					450		
								20

10 200

+ + -

2000-3000kW ()

10kW 50-2000kW PE

100

10

<http://cs.easysources.cn/news/news43322939.html> Top ↑

16

5

5

12

3

20

2010 9

20

1000

100

10

+

+

+

<http://www.chinaiol.com/html/article/2011-6/173810.asp?hy=14> Top ↑

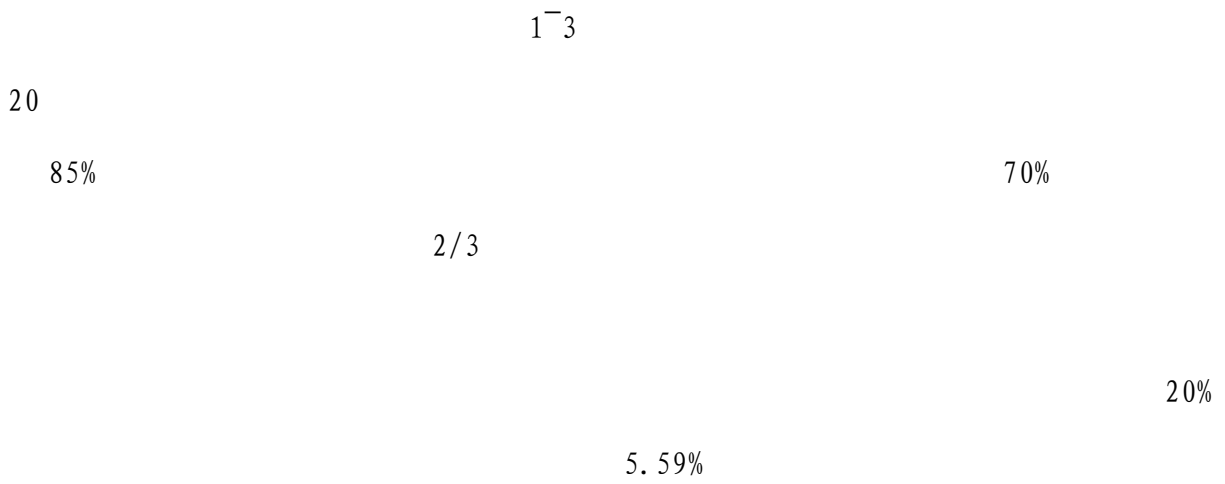
2.

“ ”

2009

5

2009



<http://www.chinaiol.com/html/article/2011-5/171612.asp?hy=82> Top ↑

3.

2009	5	<				
			3	1500		2
	5					
		2009		7509		7269
3.3%	2660		2638	0.83%		5120
	4895	4.6%				
				32152		
8840			4370		540	
6489			7			9000
	2500					
				1200		1.3
1	/kg					
				,		



80%~90%

1 6

15.5% 9.5%

9

5

15%

2015

55

" ...

"

...

([2010] 09)

2011

<http://www.compressoronline.cn/Article/ShowArticle.asp?ArticleID=2411> Top ↑

6.

2011

§ (2006 8)

2010 (

) GDP 9%; 2005

4 2010 14 25%; 16.6%

20.3%; 10 " ... 5 ; 1752

; 10.4 " ... 2009

1.5 1.2 1

" ...

1000KV ~ 800KV

90% 60% 1000

2000 4000-10000

30 /

" ...

60%

2 60

60%

2010 " ... —

15%

“ … 2005 0.65

2009 0.425 34.6%

20% ;

0.47 0.38 18.2% “ …

CAE CAPP PDM ;

90% ;

1

2

； ；

3

“ …

4

(2005)<) § (2005)< (§
;
;

(2005)< Š
)< 52 33 27
60 ; 34 25
2 57
) 23 3 10
91 Š (2005)<

e/ShowArticle.asp?ArticleID=2467 Top ↑

20

20

220

CUMMINS

DEULTS


ZF

ALLISON

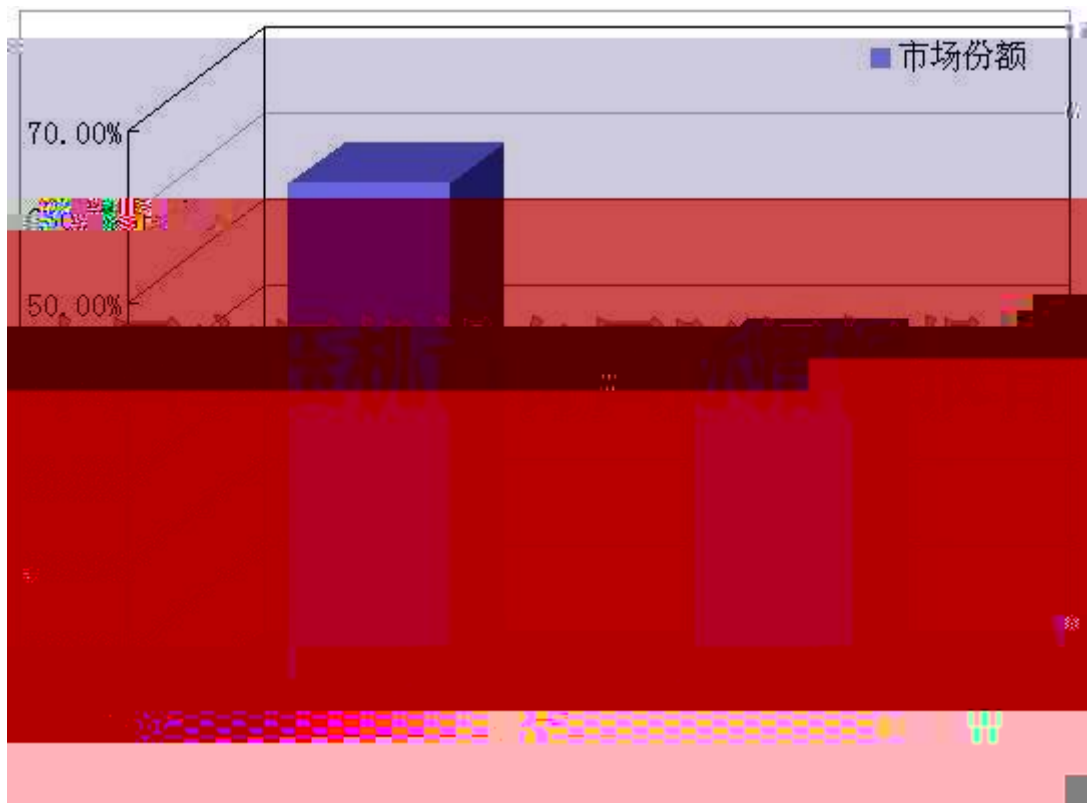
REXROTH

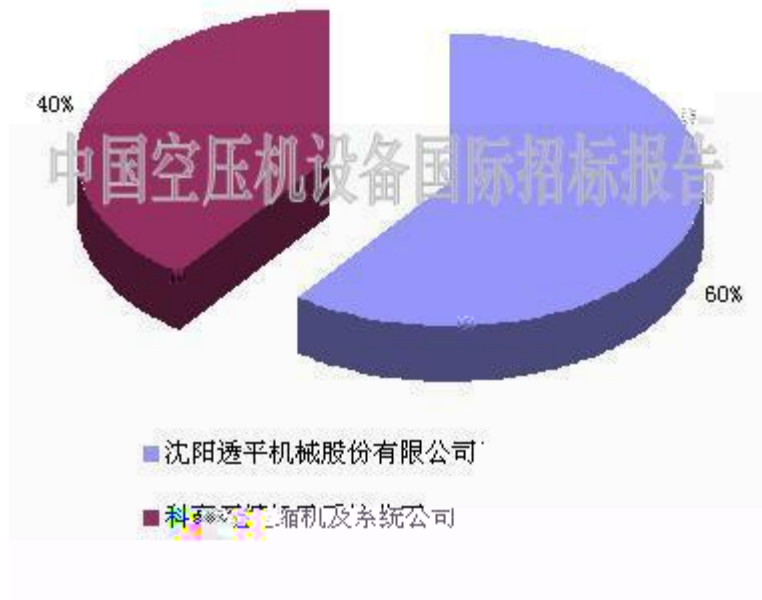
SAUER


1



5







<http://www.compressor.cn/News/hyxx/2011/0630/59398.html> Top ↑

9.

20 70

16) 1m³/min 6000
7.8 ; 9000

11.7

传统型空压站与全性能现场一体型空压机对比

序号	项目	传统型	现场型
1	供气方式	集中供气	分区模块化供气
2	噪声	噪音比较高	噪音低
3	机器放置要求	必须远离工作现场放置	可以直接摆放在用气点
4	机房要求	高，需要专用机房	低，无需专用机房，节省土地空间，节约建设开支。
5	人员要求	需专人看管，增加了人员成本。	无需专人看管。
6	其它设施		

10~30%

50%

90%

?

0.2 ~ 0.3MPa

;

;

;

;

+

!

"

...

10.

5 10

2015

10GW

2012

<http://www.chinesevacuum.com/ShowArticle.aspx?id=35942&pid=39>

Top ↑

1.

2010

540

60%

206

51%

483

51%

99

57%

97

2011

2004

500

2009

790

<http://www.chinaiol.com/html/article/2011-5/172022.asp?hy=82>

Top  / CID 13 > DC B/E 0154  ®

<http://www.chinaiol.com/html/article/2011-6/173661.asp?hy=14>

Top ↑

3.

4 5

MX

190

5. 0

,

178

131

,

500

600

,

,

21

42. 86%

<http://www.chinaiol.com/html/article/2011-6/174279.asp?hy=14> Top ↑

5.

AHU 40

2256

600

6 AP1000

2

2 AP1000 1250MW

2009 12 28

2014 5

<http://www.chinaiol.com/html/article/2011-5/172068.asp?hy=14>

Top6076 / PID 3 / PID 15 / DC B1 0 0 1 63

<http://www.chinaiol.com/html/article/2011-5/171887.asp?hy=14> Top ↑

7.

5 3400

2010 8

<http://www.chinaiol.com/html/article/2011-5/172174.asp?hy=82> Top ↑

8.

[]

SAMSUNG TECHWIN

SAMSUNG TECHWIN

SAMSUNG

(IGV)

()

()

ISO 9001

ISO14001, ISO9001, CE , KT IR52 youngsil

SM

(700-47000) m³/min

(100-5900) (kW)

(3.5-25) MPa

(72-84) dB (A)

(=0) PPM

(400000-500000) kg

(mm), X

X (8000*5500*4500)

TM

(2200-22000) m³/min

(300-3200) (kW)

(2.5-290) MPa

(72-84) dB (A)

(=0) PPM

(9200-26400) kg

(mm), X X

(2900*1600*1800-19000*7500*8400)

<http://www.compressor.cn/News/hyqx/2011/0515/58983.html> Top ↑

9.

[]

(002598)

4000

6 29

40 d Yû

3

4800

6000

7400

2002

9440

2009

38768

22.36%

2007 1

2000

12

()

100

24

4

3

26.22% 29.38% 32.04%

30% » h d

5

4

<http://www.compressor.cn/News/hyqx/2011/0622/59328.html> Top ↑

10. • Powercrusher

[]Oberndorfer

Acti 9

PM5350

HVX PIX

<http://www.compressor.cn/News/qyzc/2011/0630/59404.html> Top ↑

12.

[]

/

/

28

2010

2

210

7

20000

13.

[]

1

2

15KW

3.5

2200 m²

14. Edwards

2011 5 26 / /

Edwards

700

Edwards

LED

Edwards

Neil Lavender-Jones

2012

Edwards

60%

Edwards

15,000

used

800

15.

MBA

§

< 5 10

§

<

OerlikonLeyboldVacuum

160

2005

2005

0.5% 2011

20%

KnowledgeHouse

KPI

1

2: 1

2

15Kg

90

15

1.

2011-05-26

05

320

"

05

!@9U_/5gPx 4

1996

1500

<http://info.hvacr.hc360.com/2011/05/260838354132.shtml>

2.5 4

2011-05-05

	()	5	4	(%)	(%)	()
()						
000630	24.08	-5.38	-31.30	35.20	0.21	
002514	29.79	-2.74	-31.09	44.65	0.22	
002383	36.32	-2.05	-30.75	85.95	0.0188	
002158	25.00	-2.46	-30.56	31.92	0.1474	

.....

<http://biz.xinmin.cn/zhengquan/2011/05/05/10575307.html>

/

,

120

/ /

RC2-Z

RG

vacr.he360.com/2011/05/130827350654.shtml

(TZ50)

	70%		(002310,)	
40%	30%	4	-32.65%	(002106,)
-32.26%		(002158,)	-31.44 %	(002431,) -30.03%
13		20%	25	(600160,) 95%
		7	30%	
				84
		26%		
		59		35%
		25		14%

.....

<http://stock.hexun.com/2011-05-16/129639618.html>

6. 50

.....

<http://stock.hexun.com/2011-05-17/129671024.html>

7.

14

2011-05-20

.....

011-05-

,

§

<

<

<

2011

.....

<http://stock1.cf8.com.cn/news/20110519/109698.shtml>

8.

2011-05-21

„&

2011-05-23

6.shtml"

2008 2010

1.09% 0.87% 0.80%

180

150

0.86% 2009 0.93%

5

(002444,)

(002028,)

<http://stock.hexun.com/2011-05-23/129882357.html>

10.

2011-05-23

5 23

4117.95

9.70

2%

18

5

23

6


5%

3

1.14

9.70

11



	600810	3	44814.53	72.44%	6.35%	15.95	33.14%
	002158	3	499.74	17.24%	0.11%	25.87	-0.73%
	300059	3	2044.45	15.12%	0.7%	34.7	-5.91%
	300064	3	376.38	5.45%	0.17%	16.55	2.73%
	601518	3	1501.34	8.56%	0.6%	4.07	4.09%

2010 ¤ (18.20, 0.00, 0.00%)

<

2011 EPS1.04 2012 EPS1.38

6 35 (:)

<http://finance.sina.com.cn/stock/companyresearch/20110506/15039803580.shtml>

13.

2011-06-9

2011

2011

410A

134A

1500

<http://info.hvacr.hc360.com/2011/06/091420358334.shtml> Top×

14.

2011-06-16

5 17

2011

139

5

